

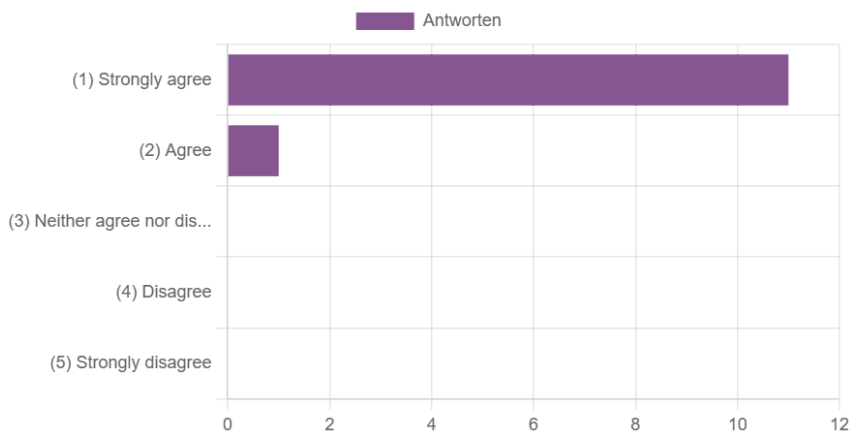
# Auswertung

Nach Excel exportieren

Ausgefüllte Feedbacks: 12

Fragen: 13

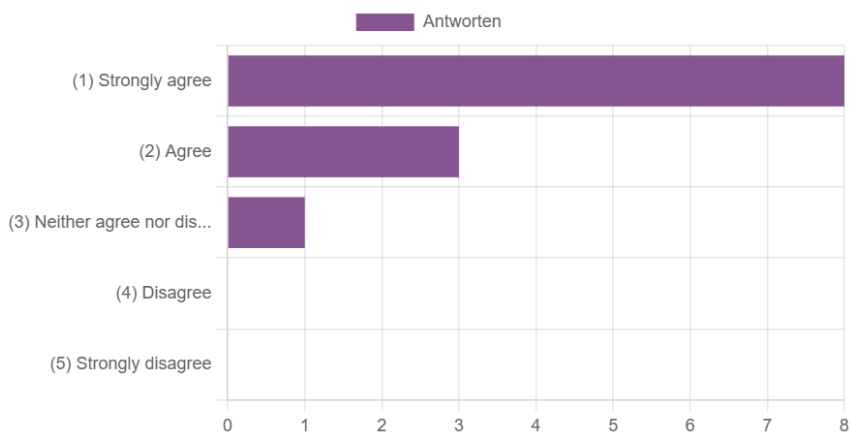
1. I was happy about being admitted to this seminar.



[Grafikdaten anzeigen](#)

Mittelwert: 1,08

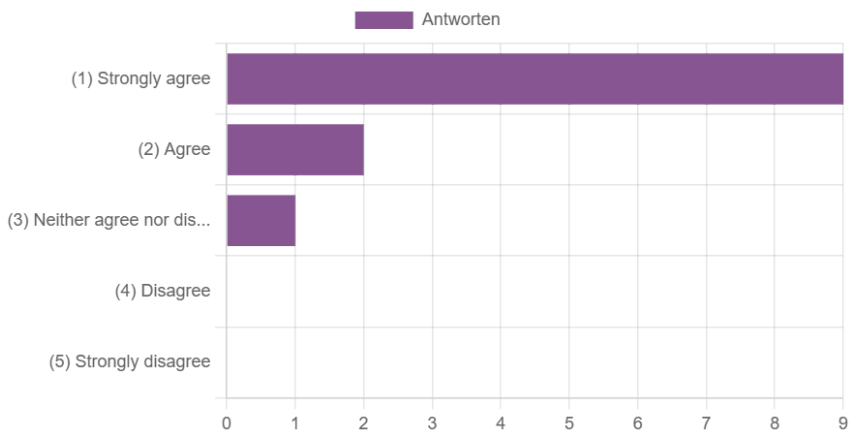
2. Before the start of the seminar, I had access to all necessary information.



[Grafikdaten anzeigen](#)

Mittelwert: 1,42

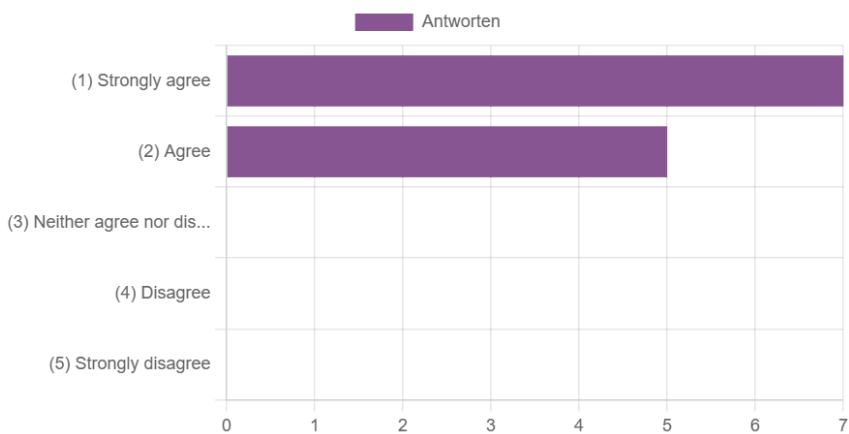
3. I was happy with the topic I was assigned to.



[Grafikdaten anzeigen](#)

Mittelwert: 1,33

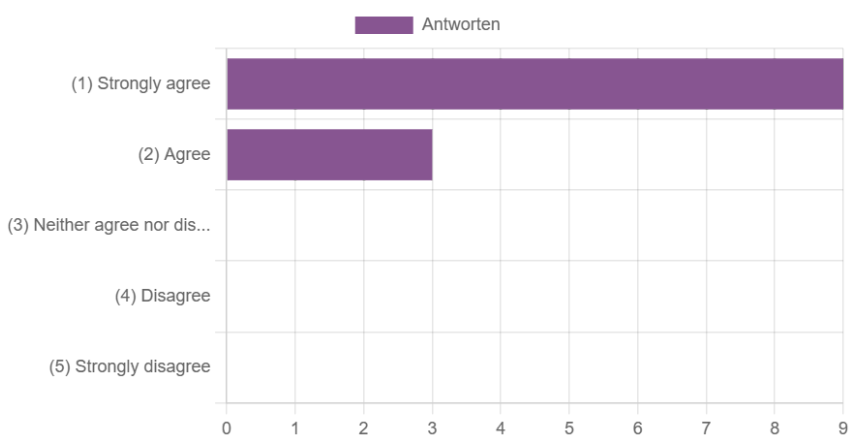
4. The knowledge and skills acquired during my studies so far enabled me to competently work on my topic.



[Grafikdaten anzeigen](#)

Mittelwert: 1,42

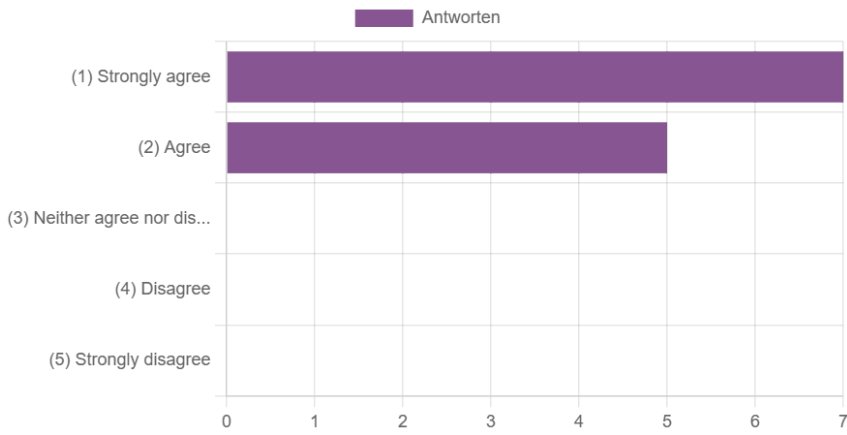
5. The literature references I was given were helpful.



[Grafikdaten anzeigen](#)

Mittelwert: 1,25

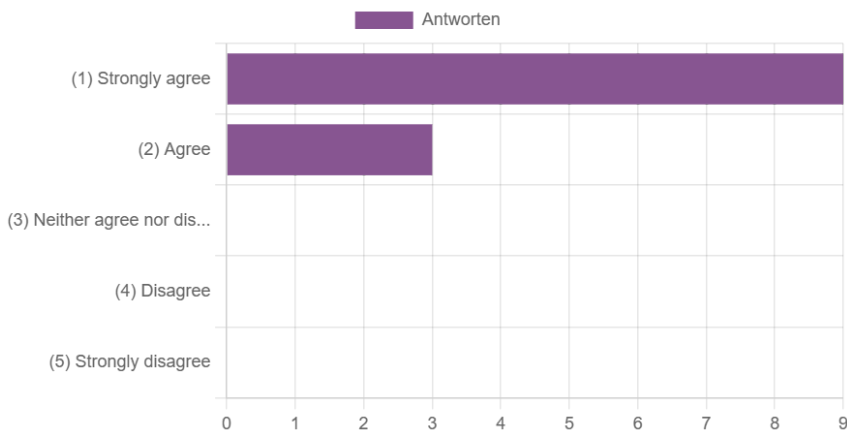
6. My supervisor's feedback was helpful.



[Grafikdaten anzeigen](#)

Mittelwert: 1,42

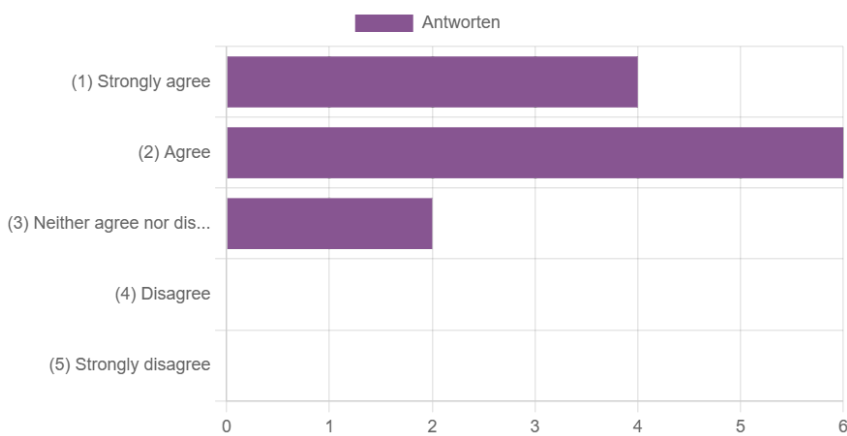
7. By working on my topic, I have acquired important and useful skills and insights.



[Grafikdaten anzeigen](#)

Mittelwert: 1,25

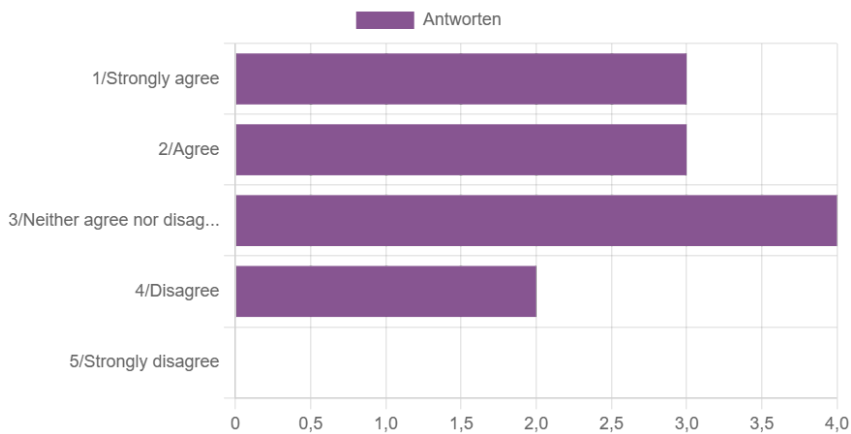
8. The other participants' presentations convey important and useful insights.



[Grafikdaten anzeigen](#)

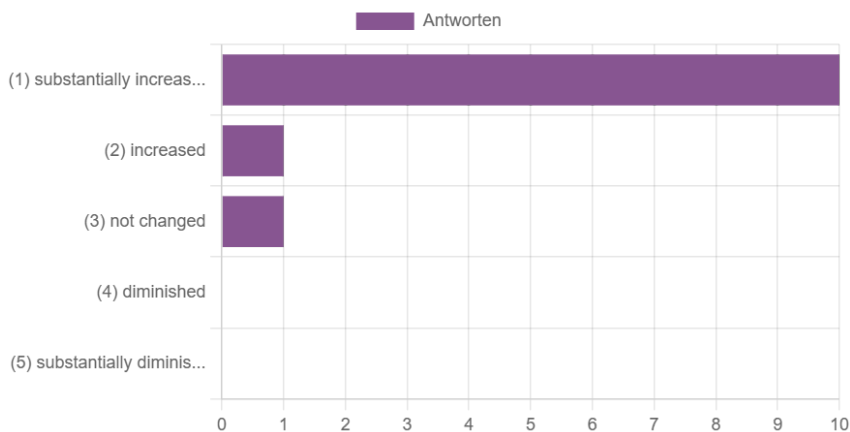
Mittelwert: 1,83

9. I found it easy to prepare and do the presentation.



[Grafikdaten anzeigen](#)

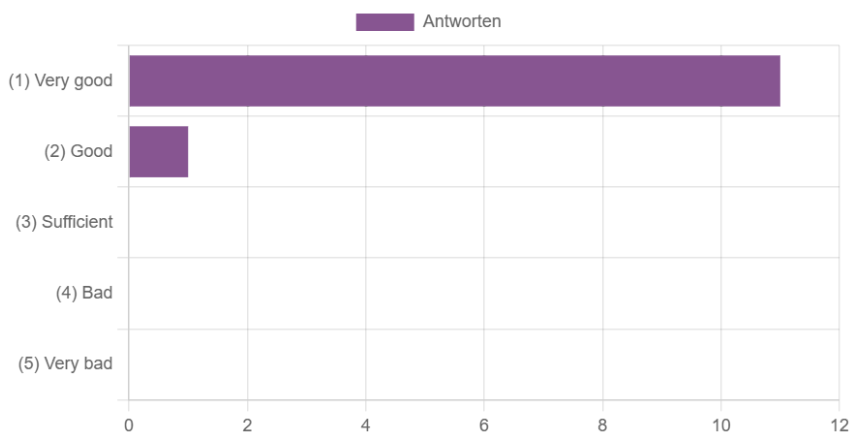
#### 10. Due to the seminar, my interest in economics has...



[Grafikdaten anzeigen](#)

Mittelwert: 1,25

#### 11. Taking all aspects into account, how do you rate the seminar?



[Grafikdaten anzeigen](#)

Mittelwert: 1,08

#### 12. What did you especially like about the seminar?

- I like this seminar for the following reasons:

- it was specific

- practical

- it enable me to think, work and study academic paper and present

- the topic is prominent, the structure of having 2 days presentations was great, I have learned a lot about current status of globalisation, the engagement from professor was fabulous

- The choice of topics

- I really liked to get the economic perspective of political arguments and understand their basis and probable outcomes.

- The logical structure of the presentation order

- The presentation and discussion in groups.

And professor explanation with real time examples

- I really liked that each person was assigned a discussant since the summary helped to revisit the key arguments of the presentation and understand these. I also liked the idea of posing questions for discussion as this allowed me to think further about implications/ applications / limitations of the contents presented.

- Fair distribution of topics, a perfect first step into doing literature analysis.

- The freedom to experiment with the vehicle of delivery for my deliverable was wonderful. I was able to observe an audience's reaction to my work and see what style, conveyed in which manner and in what depth makes the most profound impact. I used this seminar as a testing ground for what I perceived could be a disruptive way of fulfilling some academic obligations. I believe I may have done so, but what a few stylistic tweaks and a lesson in mutual diplomacy.

- Valuable information

---

### 13. What should be improved?

- I think that it might be helpful to already start and have a first draft of the seminar paper before the presentation. It was harder for me to dive deep enough for the presentation knowing that I will only present the main arguments in only 20 minutes anyway.

- All good

- nothing comes to mind.

- It was hard for me to follow many student presentations because their presentation experience seemed to be low.

-> too quiet, too fast

-> overloaded slides

Maybe you could hand out, send some info by mail on how to best conduct a presentation.

- I think the time given for the presentation was less to cover all aspects of the topic.

- perhaps it would be interesting to have one or a few additional sessions which would server as preparational lectures on the material.

◀ Allocation of topics, supervisors, discussants

Direkt zu:

Presentation Schedule 03./04. July ▶