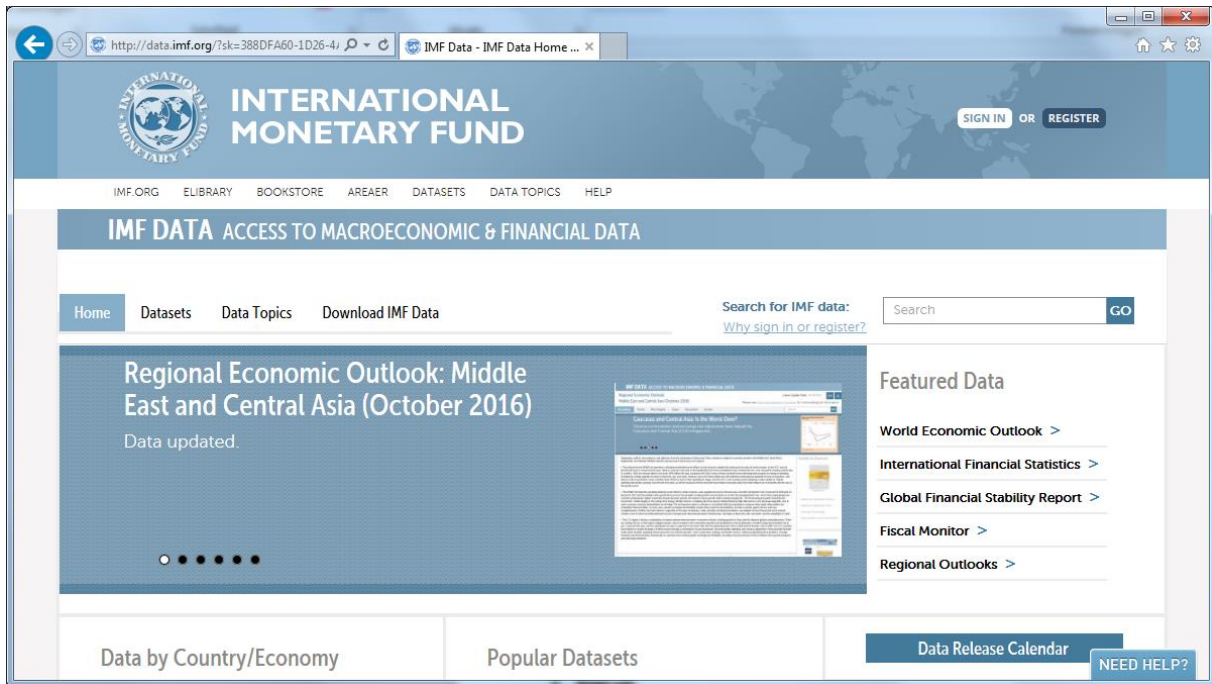


Guide for Retrieval of IMF Data

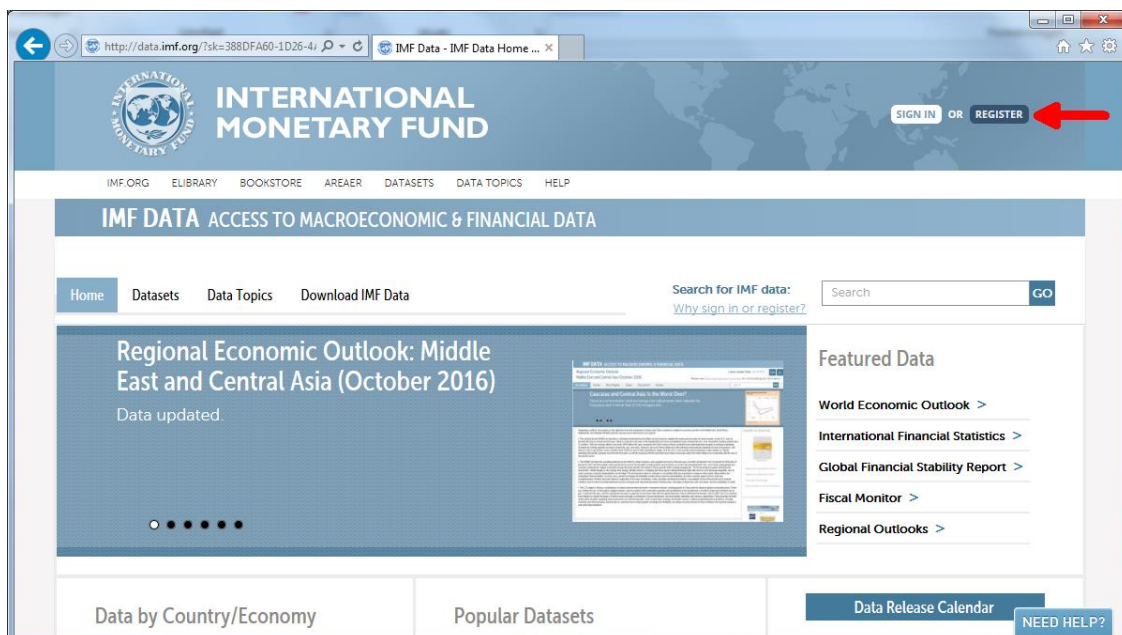
This is a quick guide to use the IMF's data sources. This guide will demonstrate how to use the website to retrieve annual data on the CPI and the Export Prices of France from 1960 through 2013.

1. Go to <http://elibrary-data.imf.org/>



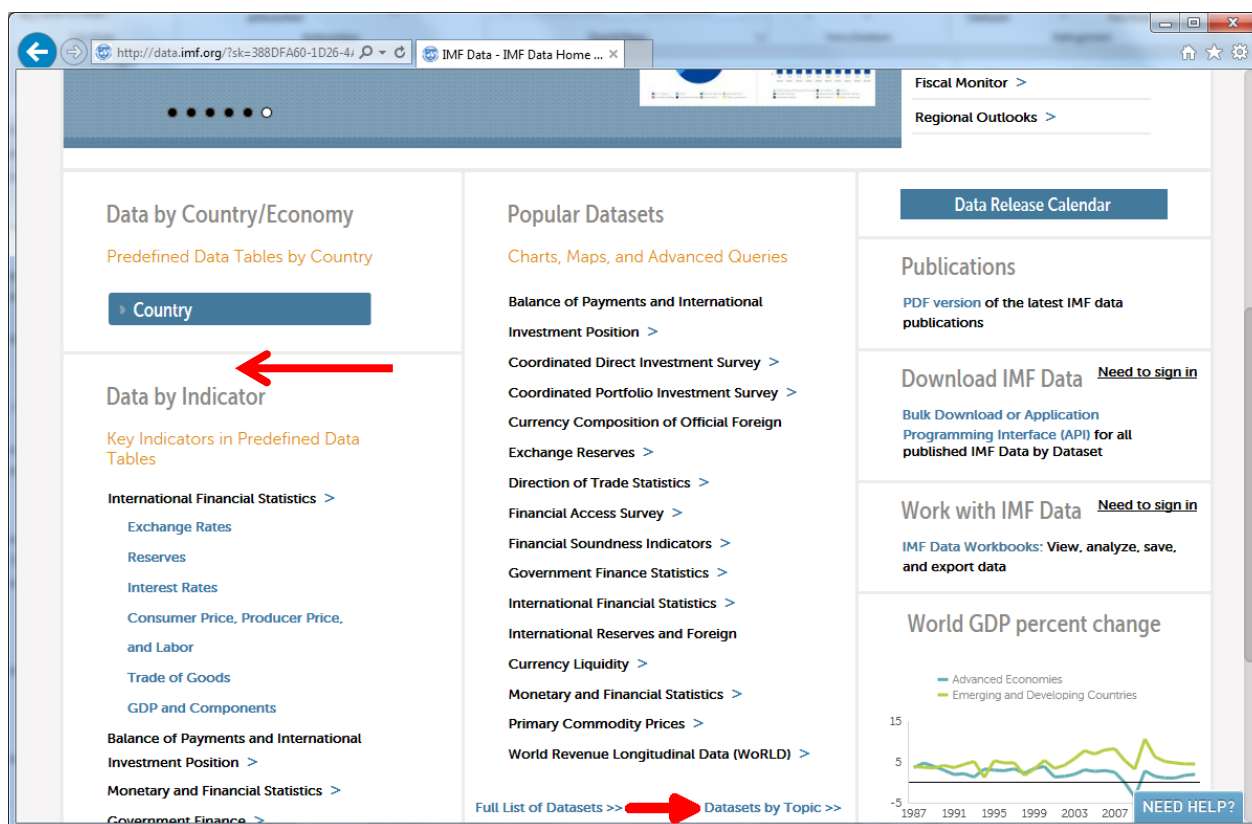
2. Sign-up

First of all, you have to create an account for the IMF. Just follow all the steps and return to this website, once you are logged in.

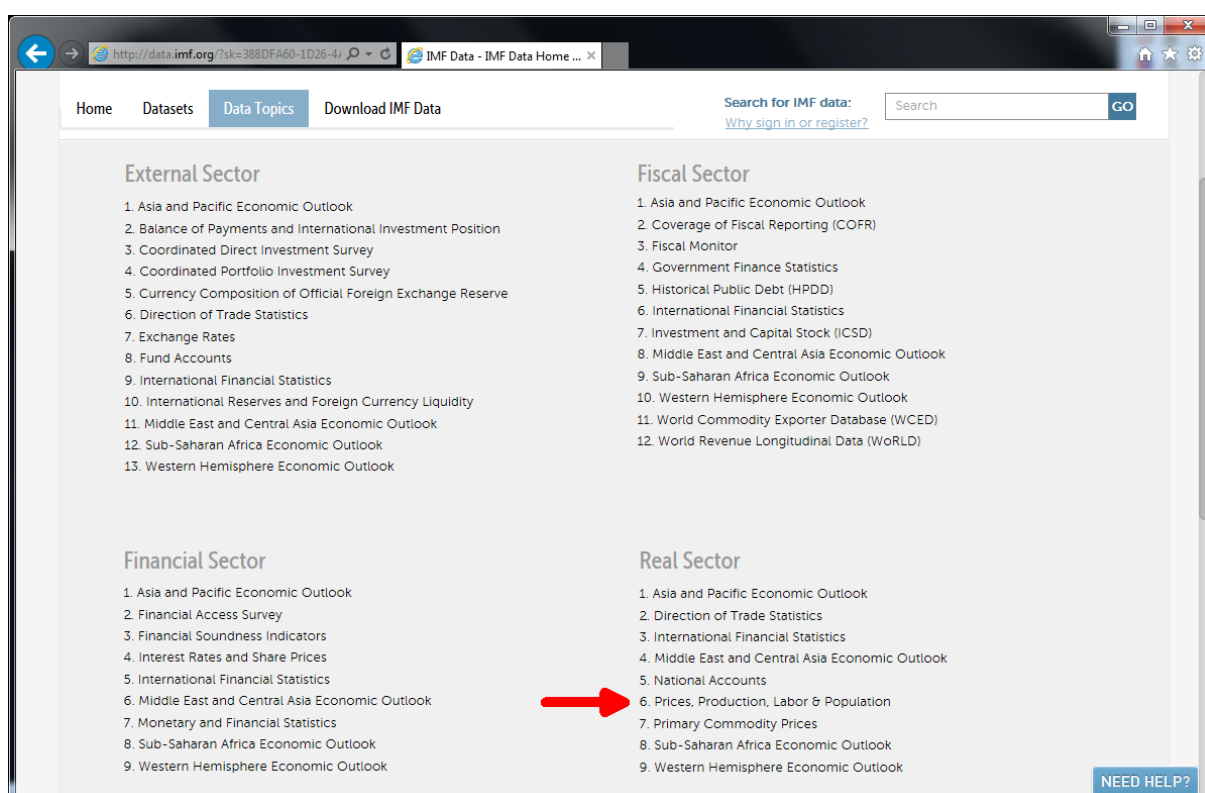


3. Selecting a Topic

Scroll down a bit and then click on the option “Dataset by Topic”



Then select the link for “Prices, Production, Labor & Population”



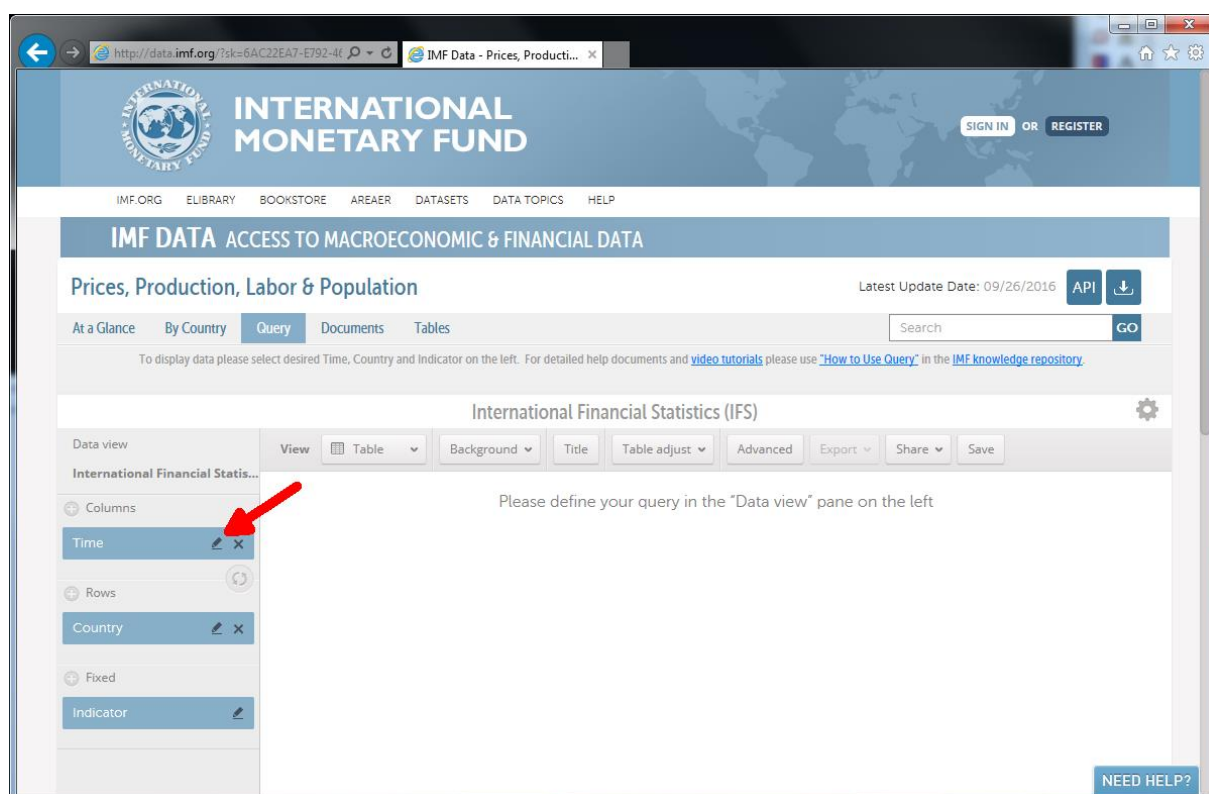
4. Build a Query

On the Top, click on the “Query” option

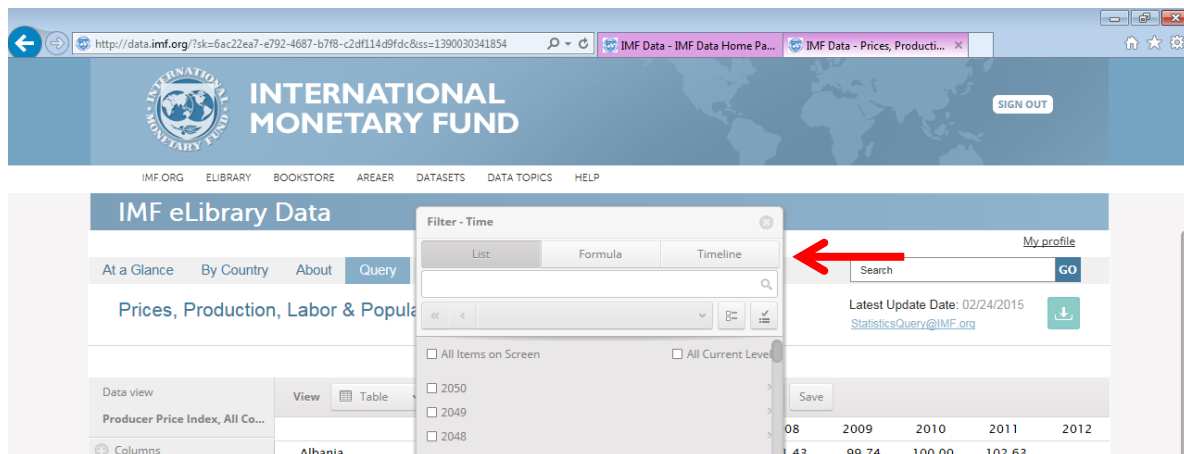


5. Selecting the Timeframe

Click on the pencil-like symbol next to the “time” option



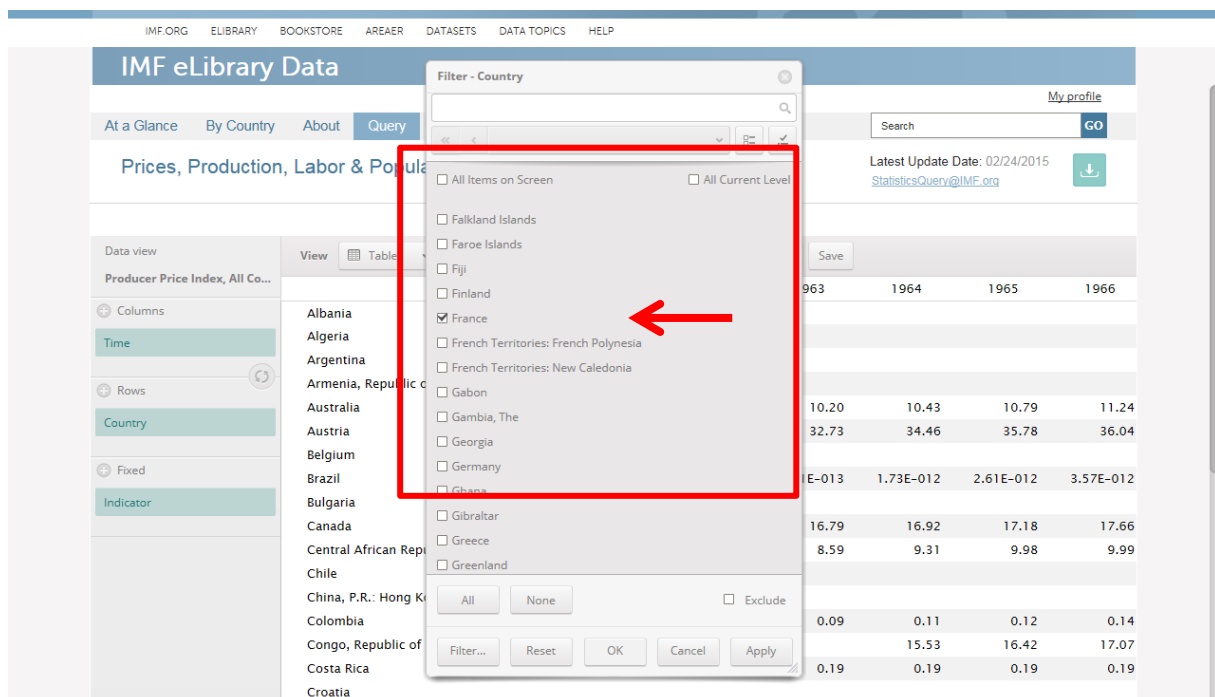
Then select the option “Timeline” at the top.



Deselect quarters and months and choose the timeframe to be from 1960 until 2013 and click apply and ok.

6. Selecting the Country

Do the same for the “Country” option, then select France. Again, click ok.



7. Selecting the Indicator

Finally, add the option “Indicator” to the rows by dragging it with the mouse.

The screenshot shows the IMF eLibrary Data interface. The main panel displays the 'International Financial Statistics (IFS)' for France. The 'Columns' section shows 'Consumer Price Index, All items, Index' and 'Export Price Index, All Commodities, Index'. The 'Rows' section shows 'Country' and 'Indicator'. A red arrow points to the 'Indicator' option in the 'Rows' list.

	1960	1961	1962	1963	1964	1965	1966
Consumer Price Index, All items, Index	10.37	10.62	11.18	11.73	12.11	12.44	12.76
Export Price Index, All Commodities, Index							

Then, select the “Export Price Index” and “Consumer Price Index”, click apply and ok. Note that sometimes the choice of the appropriate variable is not trivial. There may, e.g., be several consumer price indices in the list. Picking the right one requires some

The screenshot shows the IMF eLibrary Data interface with the 'Filter - Indicator' dialog box open. The dialog box displays a list of indicators under the 'export' filter. The 'Export Price Index, All Commodities, Index' is selected. A red arrow points to the 'Apply' button in the dialog box.

Filter - Indicator

export

This branch results

- ☒ Export Price Index, All Commodities, Index
- ☐ External Sector, Exports of Goods and Services Net, Nominal, N...
- ☐ External Sector, Exports of Goods and Services, Nominal, Annu...
- ☐ External Sector, Exports of Goods and Services, Nominal, Euros
- ☐ External Sector, Exports of Goods and Services, Nominal, Natlo...
- ☐ External Sector, Exports of Goods and Services, Nominal, Seaso...
- ☐ External Sector, Exports of Goods and Services, Nominal, Seaso...
- ☐ External Sector, Exports of Goods and Services, Nominal, Seaso...
- ☐ External Sector, Exports of Goods and Services, Nominal, US D...
- ☐ Goods excluding Free Zones, Value of Exports, US Dollars
- ☐ Goods, Deflator/Unit Value of Exports, Index
- ☐ Goods, Deflator/Unit Value of Exports, Index, US Dollars, Index
- ☐ Goods, Oil, Deflator/Unit Value of Crude Oil Exports, Index
- ☐ Goods, Oil, Value of Crude Oil Exports, National Currency
- ☐ Goods, Oil, Value of Crude Oil Exports, US Dollars
- ☐ Goods, Oil, Value of Oil Exports, National Currency

All None Exclude

Filter... Reset OK Cancel Apply

experience and a sound knowledge of statistical concepts. If no data are available for a given year, the IMF leaves the corresponding entry blank.

IMF eLibrary Data

Queries

Data view

International Financial Statis...

Columns

Time (46 from 3417)

Rows

Country (France)

Indicator (2 from 2659)

Fixed

View

Table

France

Cons

Expo

Filter - Indicator

consumer

This branch results

- ☒ Consumer Price Index, All items, Index
- ☐ Consumer Price Index, All items, Percent change, correspondin...
- ☐ Consumer Price Index, All items, Percent change, Previous peri...
- ☐ Consumer Price Index, Harmonized, Index
- ☐ Consumer Prices, Retail Price Index, All Items, Index
- ☐ Producer Price Index, Consumer Finished Goods, Index
- ☐ Real Effective Exchange Rate, based on Consumer Price Index, L...

Other branches results

All None Exclude

Filter... Reset OK Cancel Apply

Save

	1962	1963	1964	1965	1966
	11.18	11.73	12.11	12.44	12.76

8. Table Options

It is now possible to customize the table by clicking on the “Rotate” button and by adding the wanted variables to columns or rows.

IMF eLibrary Data

Queries

International Financial Statistics (IFS)

Data view

View

Table

Background

Title

Table adjust

Advanced

Save

France

Consumer Price Index, All items, Index

Export Price Index, All Commodities, Index

	Consumer Price Index, All items, Index	Export Price Index, All Commodities, Index
1960	10.37	
1961	10.62	
1962	11.18	
1963	11.73	
1964	12.11	
1965	12.44	
1966	12.76	
1967	13.12	
1968	13.72	
1969	14.55	
1970	15.40	
1971	16.23	
1972	17.21	
1973	18.48	
1974	21.00	

9. Exporting the Data

Now click on the “Export” option at the top right, then choose the option .xlsx.

The screenshot shows the IMF eLibrary Data interface. The main content area displays the 'International Financial Statistics (IFS)' for France, with columns for years 1960 through 1964 and rows for 'Consumer Price Index, All items, Index' and 'Export Price Index, All Commodities, Index'. The values for 1960-1964 are 10.37, 10.62, 11.18, 11.73, and 12.11 respectively. A red arrow points to the 'Export' button in the top right corner. Another red arrow points to the '.xlsx' option in the export menu that appears after clicking 'Export'.

10. Finished

Now just save and open the file and you have the Consumer Price Index for France for the Years 1960 through 2013 in an Excel file.

The screenshot shows an Excel spreadsheet titled 'International_Financial_Statistics.xlsx'. The data is organized as follows:

	A	B	C	D
1		International Financial Statistics (IFS)		
2		France		
3		Consumer Price Index, All items, Index	Export Price Index, All Commodities, Index	
4	1960	10,37		
5	1961	10,62		
6	1962	11,18		
7	1963	11,73		
8	1964	12,11		
9	1965	12,44		
10	1966	12,76		
11	1967	13,12		
12	1968	13,72		